


# Meeting Today's Standards with the Andreae Standard of the Past


\* 98.1% EFFICIENCY

\* 4 LBS/SF HOLDING CAPACITY  
(1.81kg/0.09m<sup>2</sup>)

\* LASTS 3-5 TIMES LONGER THAN FIBERGLASS,  
POLYESTER, OR EXPANDED PAPER








## TECHNICAL INFORMATION

**Filtration Efficiency** 98.1%\*  
**Holding Capacity** 4 lbs/sf (19.52kg/m<sup>2</sup>)\*  
**Recommended Air Velocity** 49-197 fpm (0.25-1.00 m/s)  
**Recommended Max Pressure Drop** 0.51 in/wc (128 Pa)  
*possible up to 1.03 in/wc (256 Pa)*

**Pressure Drop**  
 0.05 in/wc (12pa) @ 100 fpm (0.50 m/s)  
 0.12 in/wc (30pa) @ 150 fpm (0.75 m/s)  
 0.22 in/wc (55pa) @ 200 fpm (1.00 m/s)\*



\*As tested by the Air Filter Testing Laboratories, Inc.

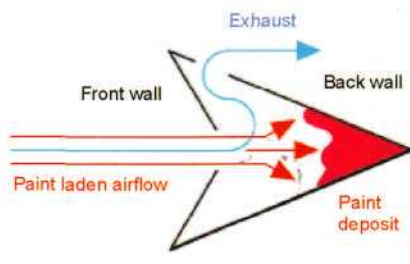


Diagram of the inertia separation principle as depicted in the Standard Filter

- ▽ The front V-shaped wall of the filter prevents overspray bounce back and migration.
- ▽ The deeper V-shape of the back wall is the paint holding pocket.
- ▽ The filter exhaust holes are misaligned to divert the paint laden airflow to the holding pocket while maintaining a constant flow during the loading phase.

PART #	COLOR	SIZE	METRICS	FILTERS/BOX	BOXES/SKID	WEIGHT/BOX
AF113	WHITE	39.37"x33'	1.00x10.1m	1	60	23 lbs (10.4kg)
AF213	WHITE	20x20"	0.51x0.51m	40	48	21 lbs (9.5kg)
AF413	WHITE	20x25"	0.50x0.64m	36	48	26 lbs (11.8kg)
AF813	WHITE	3x30'	1.00x9.14m	1	60	19 lbs (8.6kg)

## FAQS

- **What is the average filter life of the Andreae Filter?** Filter life depends on many variables unique to the end user. Some variables include: type of coating and amount being sprayed, transfer efficiency, and air flow. With optimum air velocity and recommended pressure drop, the Standard Andreae Filter can last 3-5 times longer than fiberglass, polyester, or expanded paper.
- **Does the Andreae Filter only work on paint?** The Andreae Team range of filters are made to capture any wet solids or liquid particles contained in an air stream: high solid enamels, baked and air dried enamels, glues, oils, stains, lacquers, fiberglass, epoxies, asphalts, clear coats, tar, teflon, etc.
- **Why should I convert my spray booth to the Andreae Filters?** Converting to Andreae Filters saves you money! Fewer filter changes means less disposal costs, less labor, and more production time due to fewer change-outs.
- **Why is a high holding capacity essential?** With separation by inertia, the captured overspray is deposited outside of the air flow in the holding pockets. The larger the pocket, the better the holding capacity of the filter. The Andreae filter has 8 deep holding pockets per linear foot (0.3m).
- **What happens if the filter is over-extended?** The accordion shape concentrates a large number of pockets and holes per square foot (0.09m<sup>2</sup>). This principle maintains a low static pressure and high holding capacity. Over-extension dramatically increases the static pressure and reduces filter life. Ideal installation is 8 pleats per foot (0.3m). Andreae Filters are equipped with an extension limiter to prevent over-extension.

CONTACT YOUR LOCAL DISTRIBUTOR OR CALL ANDREAEE TEAM FOR A DISTRIBUTOR NEAR YOU

info@andreaeteam.us +1 580-223-9334 phone 800-891-9785 toll free (USA & CAN) +1 580-226-8189 fax Ardmore OK USA